FRONT ELEVATION

SCALE: 1/4" = 1' 0"

FRONT ELEVATION

NEW RESIDENCE FOR:
PETE & DARLENE NAEGKER
2633 KUMP STATION RD.
TANEYTOWN, MARYLAND 21787

DATE: APRIL 11, 05'	DRAWN BY: P.GIGLIUZZA	APPROVED BY:	
SCALE: AS NOTED	CADD FILE: PETEEL1	SHEET: 1 OF 12	

CREATIVE OUTLOOKS, LLC
PHILIP F. GIGLIUZZA
CUSTOM HOME PLANNING & DESIGN
HOME ADDITION-REMODELING DESIGN
COMPLETE CONSTRUCTION PLANS
PHONE: 410-239-0261 FAX No. 410-239-6017

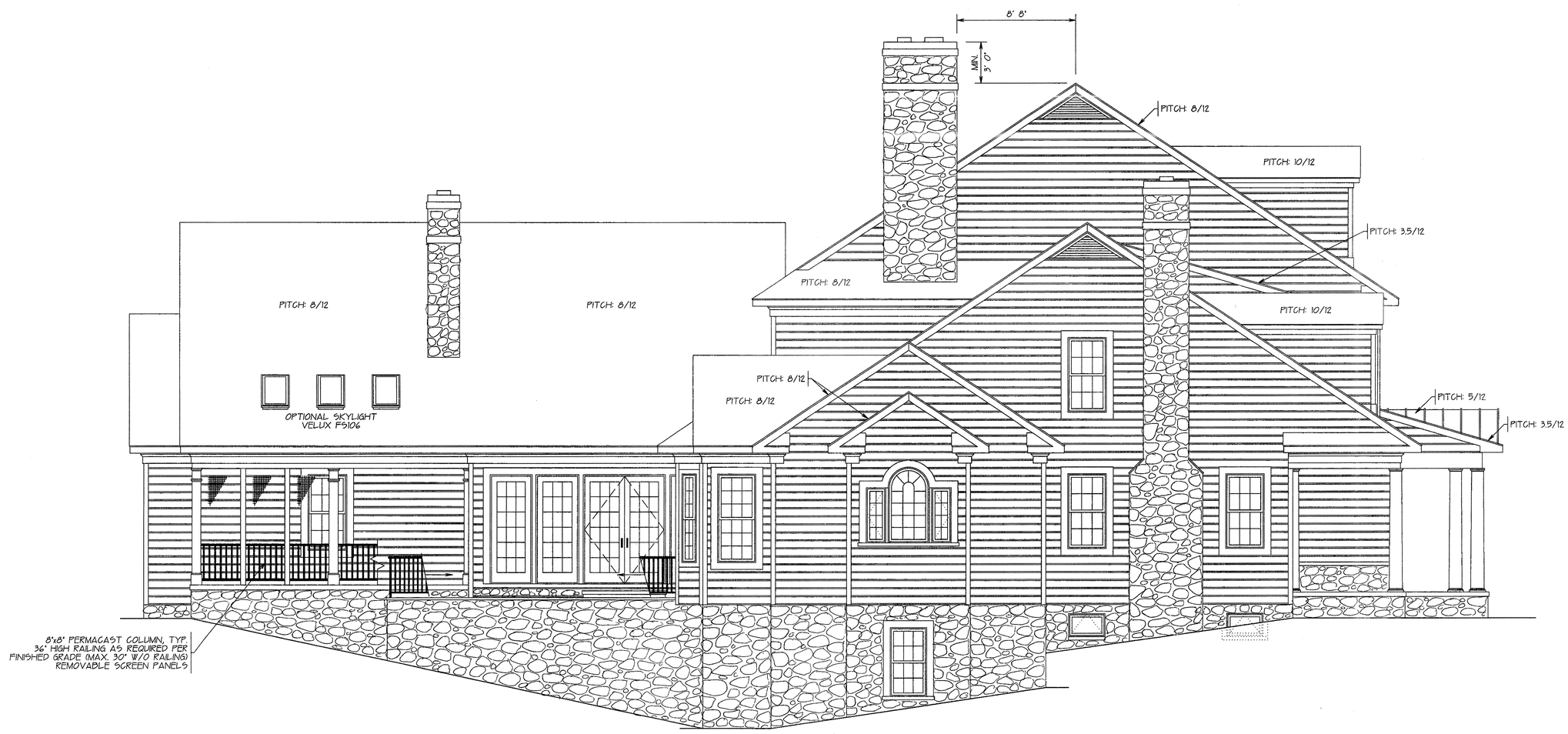

LEFT SIDE ELEVATION

SCALE: 1/4" = 1' 0"

LEFT SIDE ELEVATIONS

NEW RESIDENCE FOR:

PETE & DARLENE NAECKER
2833 KUMP STATION RD.
TANEYTOWN, MARYLAND 21787

DATE:	APRIL 11, 07'	DRAWN BY:	P.GUGLIUZZA	APPROVED BY:	
SCALE:	AS NOTED	CADD FILE:	PETEEL.2	SHEET: 2 OF 12	

CREATIVE OUTLOOKS, LLC
PHILIP F. GUGLIUZZA
CUSTOM HOME PLANNING & DESIGN
HOME ADDITION-RENOVATION DESIGN
COMPLETE CONSTRUCTION PLANS
PHONE: 410-239-0261 FAX №: 410-239-6017

REAR ELEVATION

SCALE: 1/4" = 1' 0"

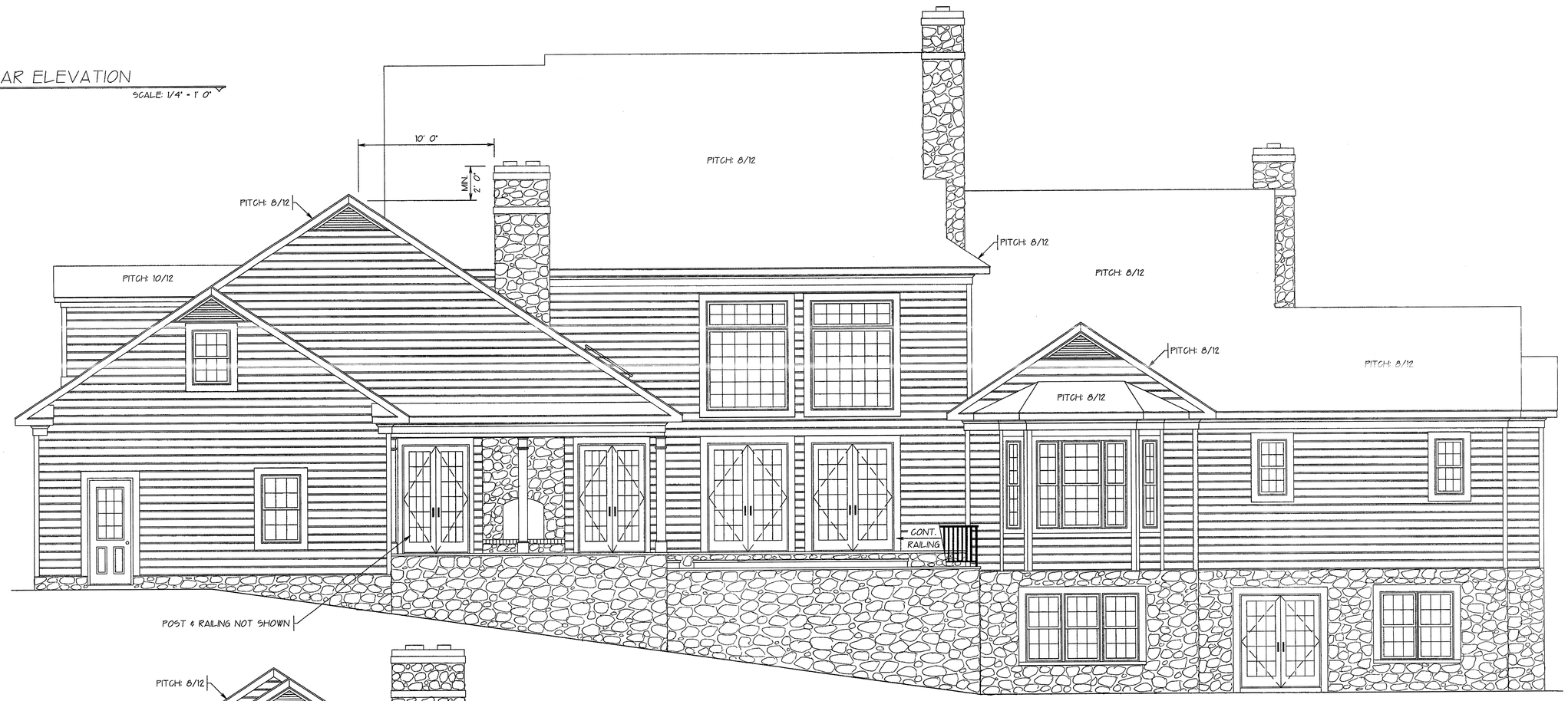

RIGHT SIDE ELEVATION

SCALE: 1/4" = 1' 0"

REAR & RIGHT SIDE ELEVATIONS

NEW RESIDENCE FOR:
PETE & DARLENE NAECKER
2833 KUMP STATION RD.
TANEYTOWN, MARYLAND 21787

DATE: APRIL 11, 05'	DRAWN BY: P. GUGLIUZZA	APPROVED BY:	SHEET: 3 OF 12
SCALE: AS NOTED	CARD FILE: PETEEL3		

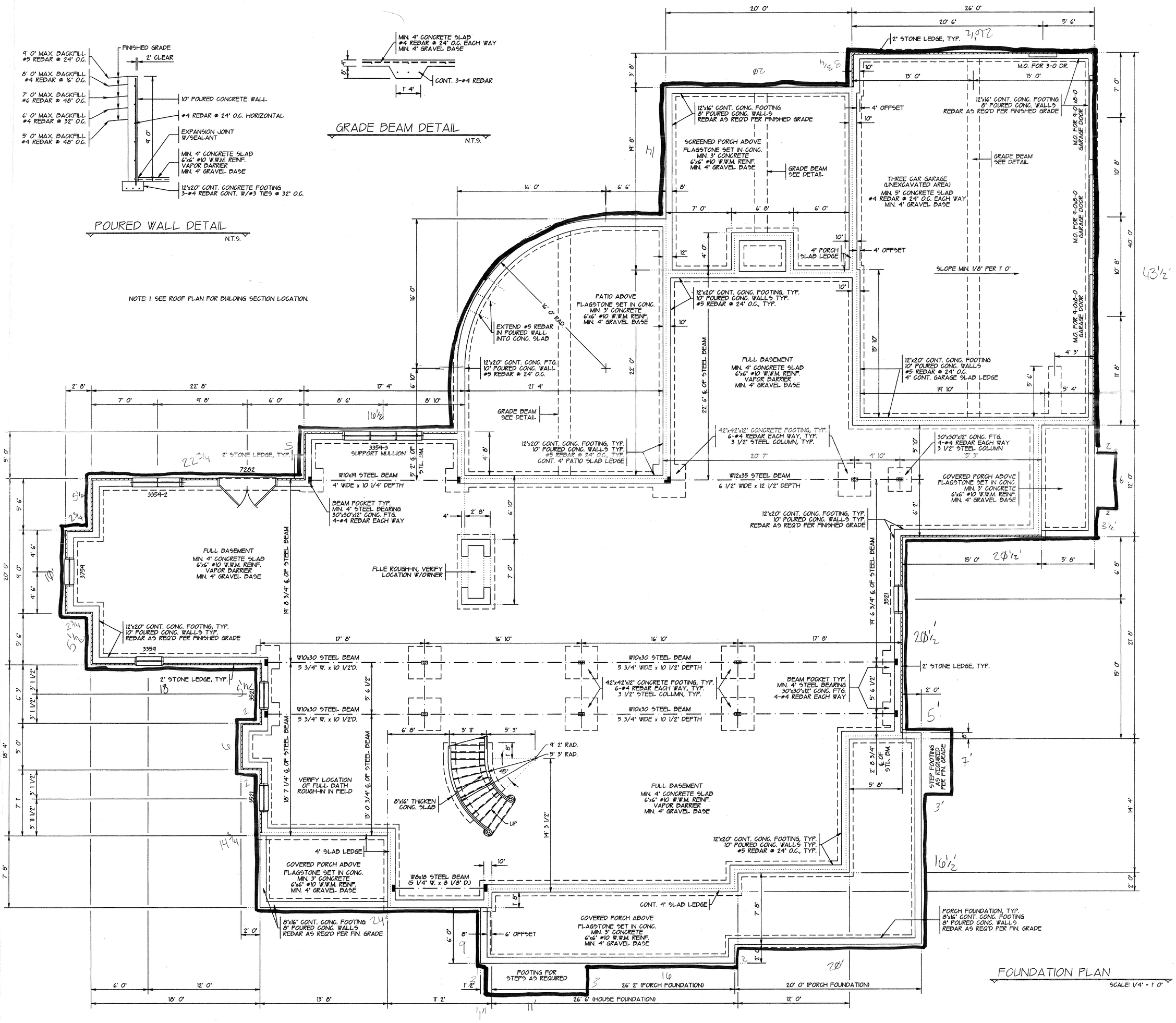

FOUNDATION PLAN

NEW RESIDENCE FOR:
PETE & DARLENE NAECKER
2833 KUMP STATION RD.
TANEYTOWN, MARYLAND 21787

DATE: APRIL 11, 05 | DRAWN BY: P. GUGLIUZZA | APPROVED BY:
SCALE: AS NOTED | CADD FILE: DARFD | SHEET: 4 OF 12

CREATIVE OUTLOOKS, LLC
PHILIP F. GUGLIUZZA
CUSTOM HOME PLANNING & DESIGN
HOME ADDITION-REMODELING DESIGN
COMPLETE CONSTRUCTION PLANS
PHONE: 410-239-0261 FAX No. 410-239-6017

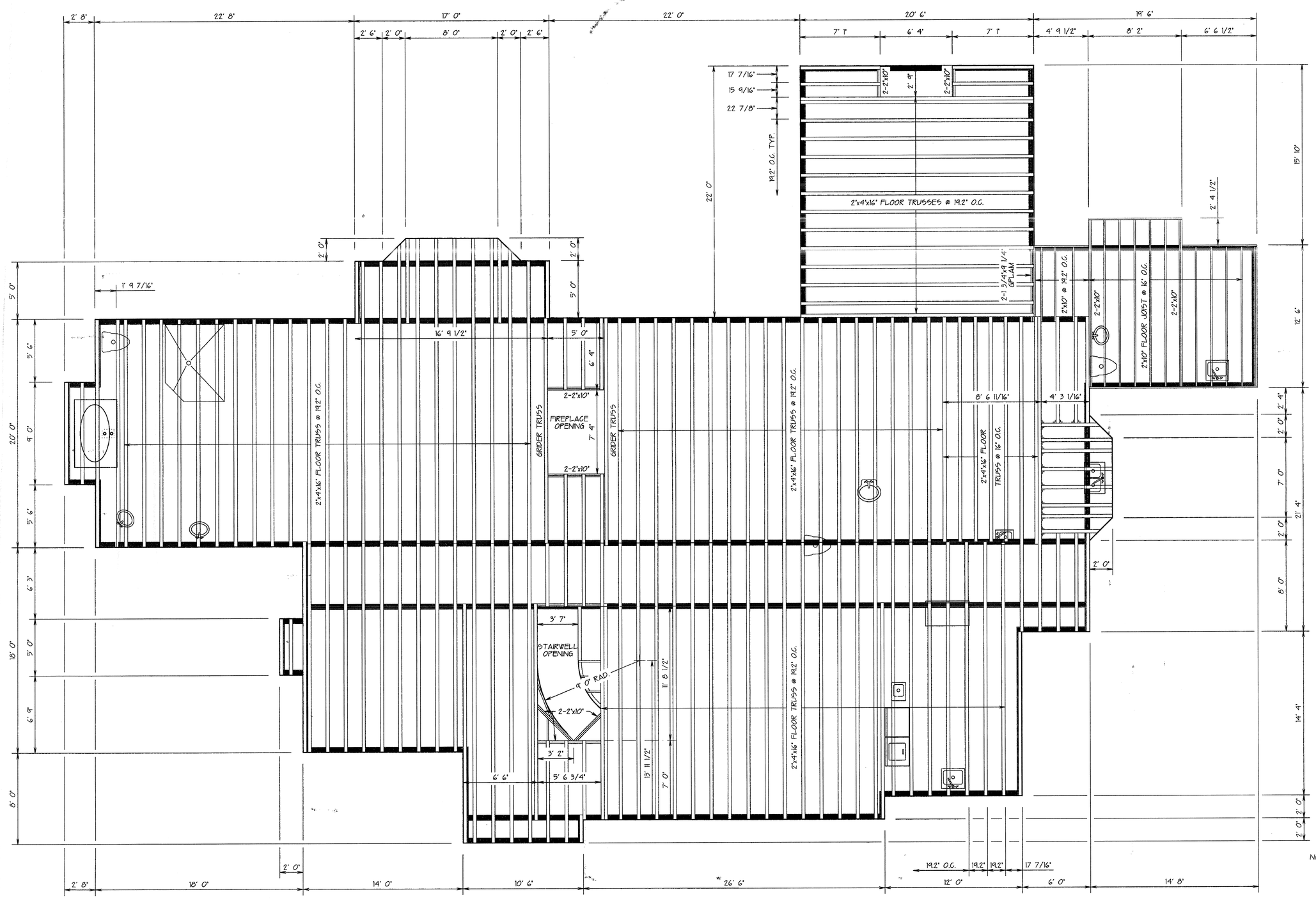

NOTE:

1. FLOOR TRUSS MANUFACTURER SHALL DESIGN FLOOR TRUSSES FOR L/720 DEFLECTION.
2. FLOOR TRUSS MANUFACTURER SHALL VERIFY FLOOR TRUSS SIZE AND SPACING. ALL JOIST AND BEAM HANGERS AND FASTENERS SHALL BE APPROVED BY TRUSS MANUFACTURER.
3. CONTRACTOR SHALL PROVIDE BLOCKING AND CROSS BRIDGING AS REQUIRED BY FLOOR TRUSS MANUFACTURER AND LOCAL CODE.
4. CONTRACTOR SHALL VERIFY/COORDINATE ALL BEARING POINT/LOADS ARE DIRECT BEARING ON STEEL BEAMS OR FOUNDATION WALLS.

FIRST FLOOR FRAMING LAYOUT

NEW RESIDENCE FOR:
PETE & DARLENE NAECKER
2833 KUMP STATION RD.
TANEYTOWN, MARYLAND 21787

DATE: APRIL 11, 05'	DRAWN BY: P.GUGLIUZZA	APPROVED BY:	SHEET: 5 OF 12
SCALE: 1/4" = 1' 0"	CADD FILE: DARFJ		

CREATIVE OUTLOOKS, LLC
PHILIP F. GUGLIUZZA
CUSTOM HOME PLANNING & DESIGN
HOME ADDITION-REMODELING DESIGN
COMPLETE CONSTRUCTION PLANS
PHONE: 410-239-0261 FAX No. 410-239-6017

FIRST LEVEL FLOOR PLAN

LIVING AREA: 4042 sq'
GARAGE AREA: 1002 sq'

N.T.S.

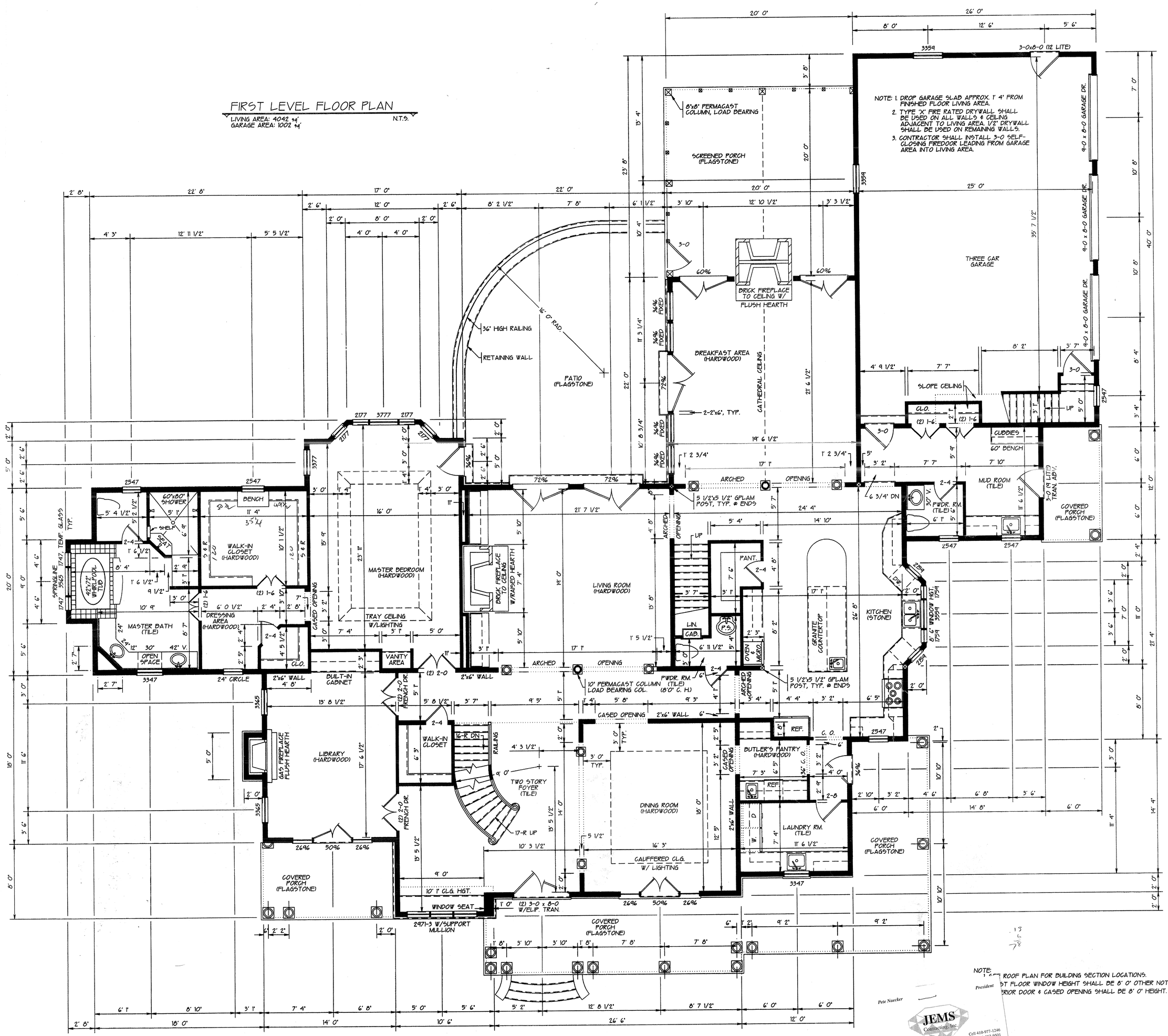

NOTE:
1. SEE ROOF PLAN FOR BUILDING SECTION LOCATIONS.
2. FIRST FLOOR WINDOW HEIGHT SHALL BE 8' 0" OTHER NOTED OTHERWISE.
3. EXTERIOR DOOR & CASED OPENING SHALL BE 8' 0" HEIGHT. U.N.O.

FIRST LEVEL FLOOR PLAN

NEW RESIDENCE FOR:
PETE & DARLENE NAECKER
2833 KUMP STATION RD.
TANEYTOWN, MARYLAND 21787

DATE: APRIL 11, '05 | DRAWN BY: P. GUGLIUZZA | APPROVED BY:
SCALE: 1/4" = 1' 0" | CADD FILE: DARCEP

CREATIVE OUTLOOKS, LLC
PHILIP F. GUGLIUZZA
CUSTOM HOME PLANNING & DESIGN
HOME ADDITION-REMODELING DESIGN
COMPLETE CONSTRUCTION PLANS
PHONE: 410-239-0261 FAX No. 410-239-6017

Pete Naecker
President
JEMS Contracting, Inc.
P.O. Box 1209
Sykesville, MD 21784
Cell 410-977-1246
Office 410-552-9501
Fax 410-552-9592

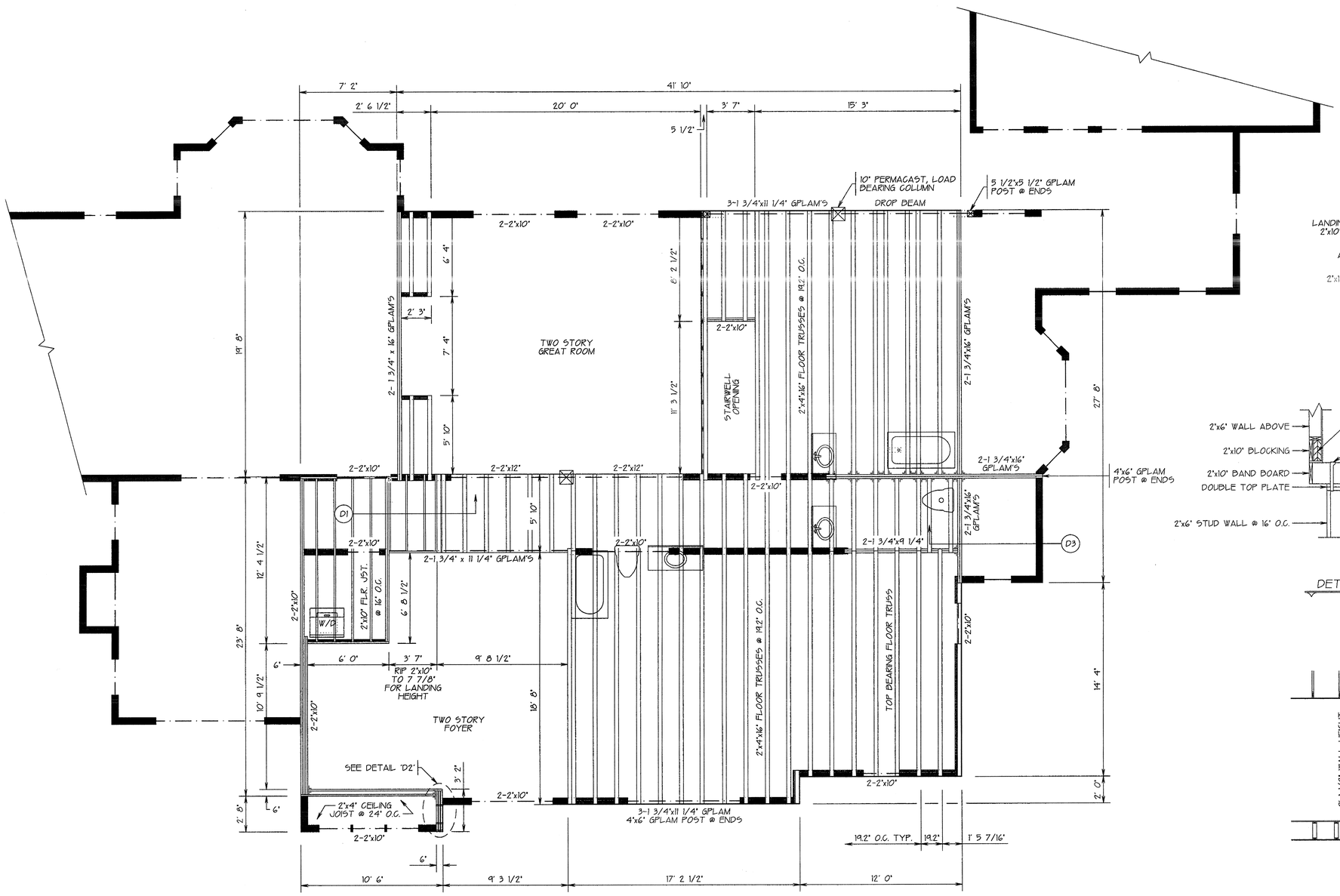

SECOND FLOOR FRAMING LAYOUT

SCALE: 1/4" = 1' 0"

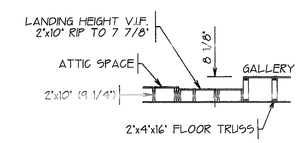

DETAIL 'D1'

N.T.S.

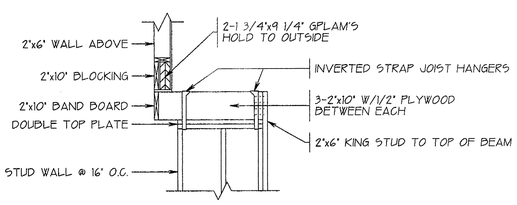

DETAIL 'D2'

N.T.S.

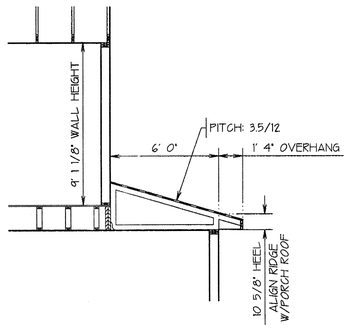

DETAIL 'D3'

N.T.S.

NOTE:

1. FLOOR TRUSS MANUFACTURER SHALL DESIGN FLOOR TRUSSES FOR L/720 DEFLECTION.
2. FLOOR TRUSS MANUFACTURER SHALL VERIFY FLOOR TRUSS SIZE AND SPACING. ALL JOIST AND BEAM HANGERS AND FASTENERS SHALL BE APPROVED BY TRUSS MANUFACTURER.
3. CONTRACTOR SHALL PROVIDE BLOCKING AND CROSS BRIDGING AS REQUIRED BY FLOOR TRUSS MANUFACTURER AND LOCAL CODE.
4. CONTRACTOR SHALL VERIFY/COORDINATE ALL BEARING POINT/LOADS ARE DIRECT BEARING ON STEEL BEAMS OR FOUNDATION WALLS.

SECOND FLOOR FRAMING LAYOUT

NEW RESIDENCE FOR:
PETE & DARLENE NAECKER
2833 KUMP STATION RD.
TANEYTOWN, MARYLAND 21787

DATE: APRIL 11, 2005	DRAWN BY: P.GIGLIUZZA	APPROVED BY:	
SCALE: AS NOTED	CADD FILE: DARP3J	SHEET: 7 OF 12	

CREATIVE OUTLOOKS, LLC
PHILIP F. GIGLIUZZA
CUSTOM HOME PLANNING & DESIGN
HOME ADDITION-REMODELING DESIGN
COMPLETE CONSTRUCTION PLANS
PHONE: 410-239-0261 FAX No. 410-239-6017

GENERAL NOTES

1. ALL EXTERIOR WALLS REPRESENT A 6' WALL THICKNESS. ALL INTERIOR WALLS REPRESENT A 3 1/2' OR 5 1/2' WALL THICKNESS. ALL DIMENSIONS ARE TO FACE OF STUDS, UNLESS OTHERWISE NOTED.
2. PARGE AND WATERPROOF ALL FOUNDATION WALLS PRIOR TO BACKFILLING AND TAMP DISTURBED AREAS AS REQUIRED.
3. PROVIDE ADEQUATE FIRE BLOCKING THROUGHOUT HOUSE AS REQUIRED PER CODE JURISDICTION.
4. ELECTRICAL CONTRACTOR SHALL COMPLY WITH ALL ASSOCIATED N.E.C. AND COUNTY APPLICABLE CODES.
5. PLUMBING CONTRACTOR SHALL COMPLY WITH ALL ASSOCIATED COUNTY APPLICABLE CODES.
6. CONTRACTOR AND/OR OWNER SHALL ASSUME RESPONSIBILITY FOR ALL ZONING AND HEALTH DEPARTMENT REQUIREMENTS PRIOR TO CONSTRUCTION.
7. ALL METHODS AND MATERIALS OF CONSTRUCTION SHALL MEET OR EXCEED THE REQUIREMENTS OF MINIMUM PROPERTY STANDARDS AND CONFORM TO THE APPLICABLE LAWS, CODES, STANDARD, REGULATIONS, ETC. OF THE STATE OF MARYLAND AND ASSOCIATED COUNTY JURISDICTION. CONTRACTOR IS TO VERIFY ALL DIMENSIONS AND METHODS PRIOR TO CONSTRUCTION.
8. EVERY EFFORT HAS BEEN MADE TO MAKE THIS SET OF COMPUTER DRAWN PLANS MEET ANY APPLICABLE CODES ORDINANCES AND GOVERNMENT CODES; HOWEVER, ANY ERRORS AND OR OMISSIONS SHALL BE THE RESPONSIBILITY OF THE OWNER AND/OR GENERAL CONTRACTOR.
9. COMMENCEMENT OF CONSTRUCTION SIGNIFIES ACCEPTANCE/APPROVAL OF DRAWINGS BY OWNER AND/OR GENERAL CONTRACTOR AS SUBMITTED/DRAWN. ANY ALTERATIONS REVISIONS, OR MATERIAL SUBSTITUTIONS BY OWNER AND/OR GENERAL CONTRACTOR MUST BE APPROVED (IN WRITING) BY CREATIVE OUTLOOKS, LLC. PRIOR TO EXECUTION OF CHANGES; OR OWNER AND/OR GENERAL CONTRACTOR ASSUMES TOTAL RESPONSIBILITY FOR DESIGN/PROJECT.

SECOND LEVEL FLOOR PLAN

LIVING AREA: 1248 sq'
OPEN AREA: 737 sq'
ATTIC AREA: 260 sq'
BONUS AREA: 755 sq'

SCALE: 1/4" = 1' 0"

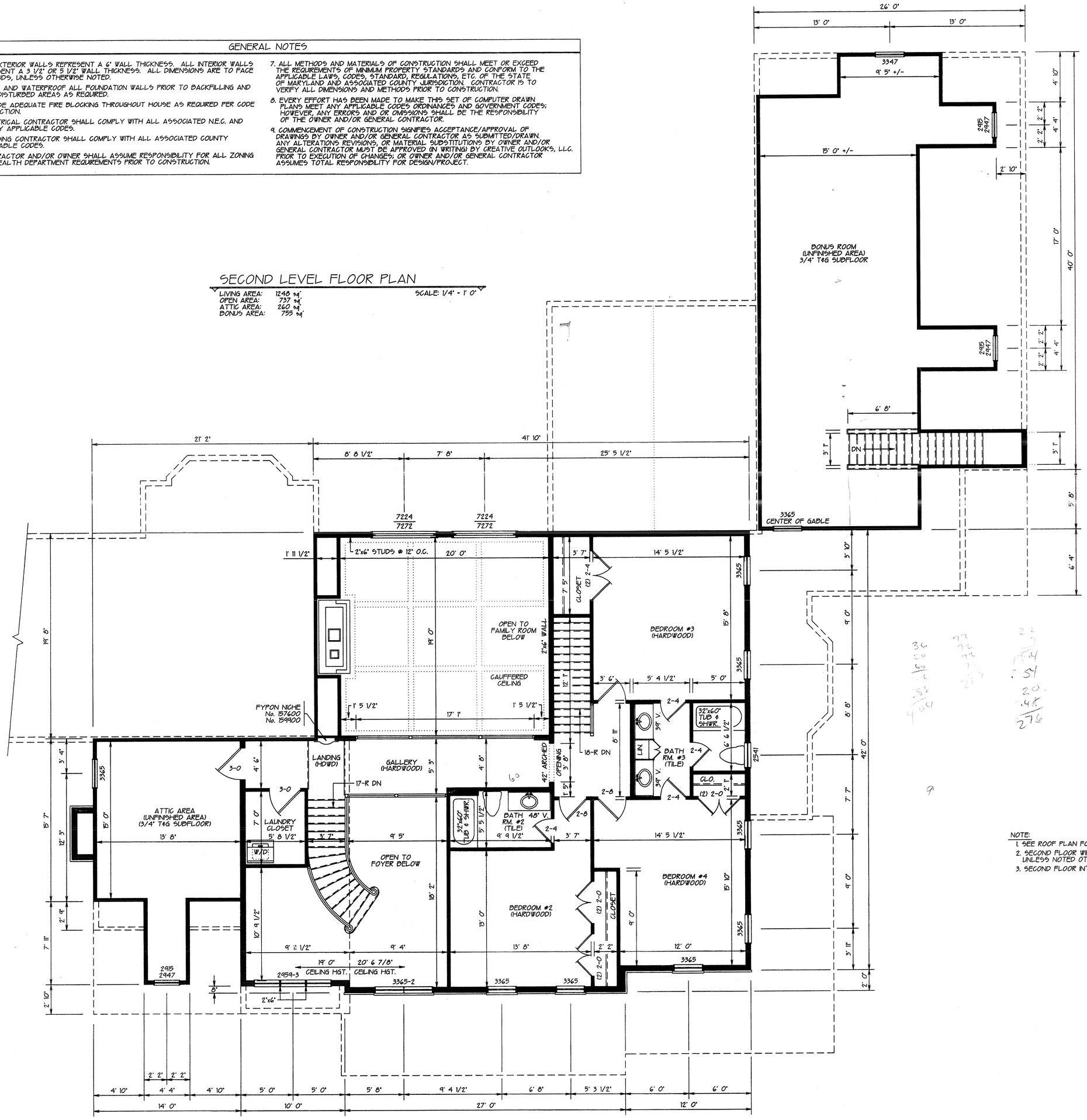

NOTE:
1. SEE ROOF PLAN FOR BUILDING SECTION LOCATIONS.
2. SECOND FLOOR WINDOW HEIGHT SHALL BE 7' 4" UNLESS NOTED OTHERWISE.
3. SECOND FLOOR INTERIOR DOOR SHALL BE 7' 0" HEIGHT.

SECOND LEVEL FLOOR PLAN

NEW RESIDENCE FOR:
PETE & DARLENE NAECKER
2833 KLAPP STATION RD.
TANEYTOWN, MARYLAND 21787

DATE: APRIL 11, 05' | DRAWN BY: P.GUGLIUZZA | APPROVED BY:
SCALE: 1/4" = 1' 0" | CADD FILE: DARSP | SHEET: 8 OF 12

CREATIVE OUTLOOKS, LLC
PHILIP F. GUGLIUZZA
CUSTOM HOME PLANNING & DESIGN
HOME ADDITION-REMODELING DESIGN
COMPLETE CONSTRUCTION PLANS
PHONE: 410-239-0261 FAX No. 410-239-6017

NOTE: 1. OVERHANG AND DIMENSIONS SHALL BE VERIFY WITH FLOOR PLANS AND CROSS SECTIONS.
2. ALL EXHAUST VENTS AND PIPES SHALL EXIT REAR PORTION OF ROOF AS REQUIRED.
3. ALL FLOOR & ROOF TRUSSES SHALL BE T.P.I. APPROVED.
4. SIZE & LOCATION OF SKYLIGHTS SHALL BE VERIFY IN FIELD WITH TRUSS LAYOUT & BRACING.
5. INSTALL ICE SHIELD AT EAVES AND VALLEYS.
6. INSTALL THREE THERMOSTATICALLY CONTROLLED ATTIC FANS.

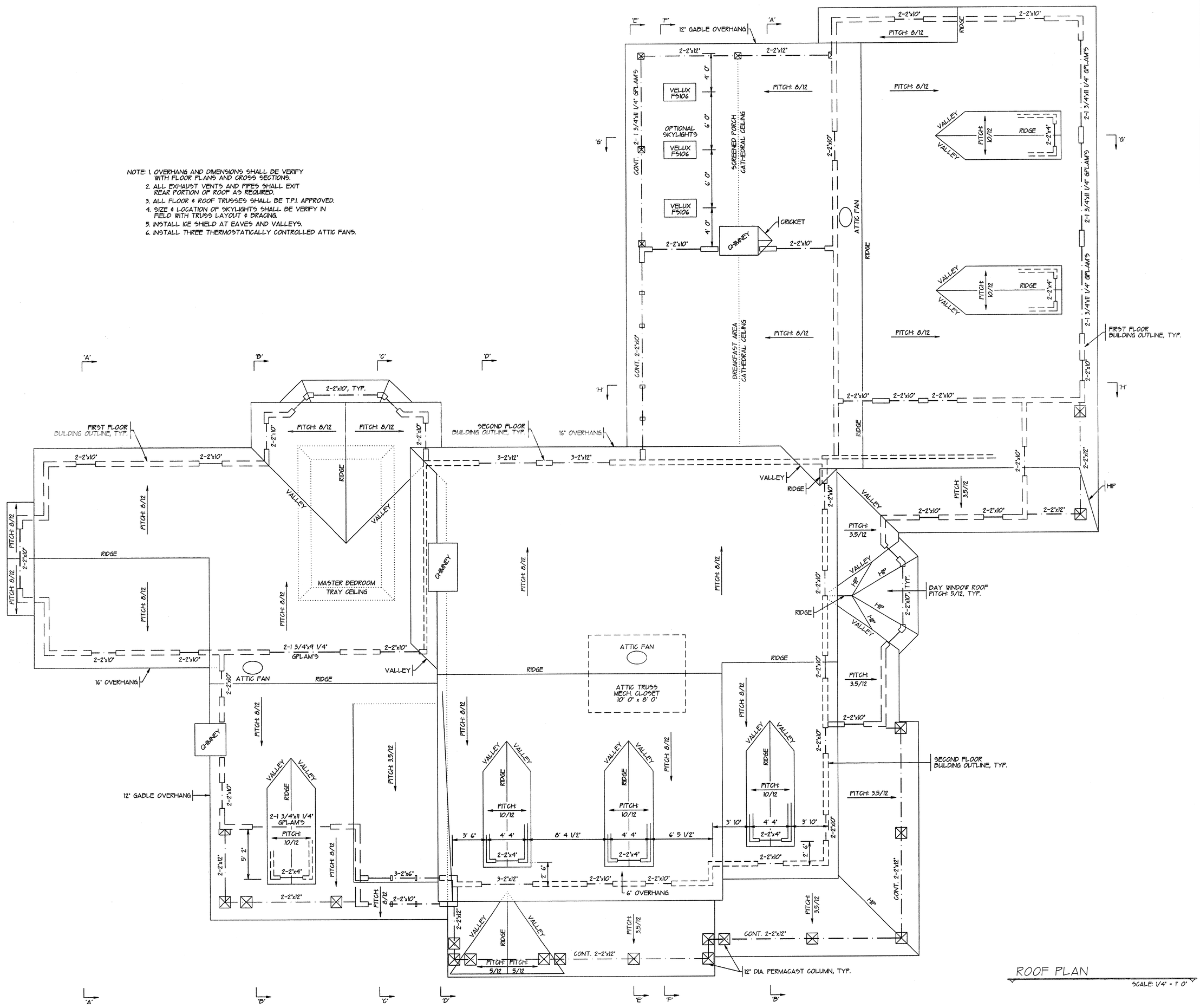

ROOF PLAN

SCALE: 1/4" = 1' 0"

ROOF PLAN

NEW RESIDENCE FOR:
PETE & DARLENE NAEGKER
2833 KUMP STATION RD.
TANEYTOWN, MARYLAND 21787

DATE: APRIL 11, 05' | DRAWN BY: P. GUGLIUZZA | APPROVED BY:
SCALE: AS NOTED | CADD FILE: DARKP | SHEET: 9 OF 12

CREATIVE OUTLOOKS, LLC
PHILIP F. GUGLIUZZA
CUSTOM HOME PLANNING & DESIGN
HOME ADDITION-REMODELING DESIGN
COMPLETE CONSTRUCTION PLANS
PHONE: 410-234-0261 FAX No. 410-234-6017

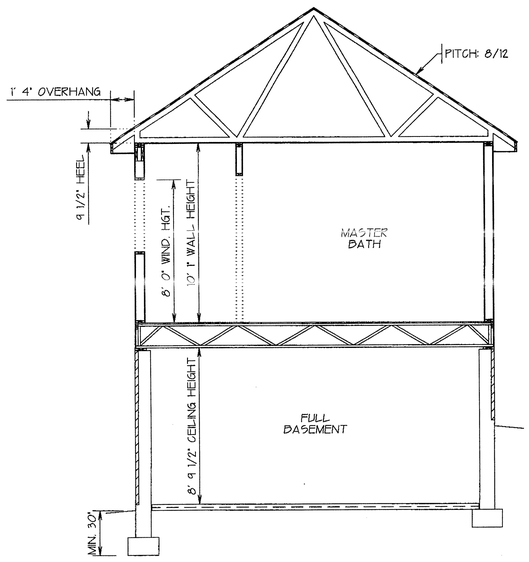

BUILDING SECTION 'A-A'

SCALE: 1/4" = 1' 0"

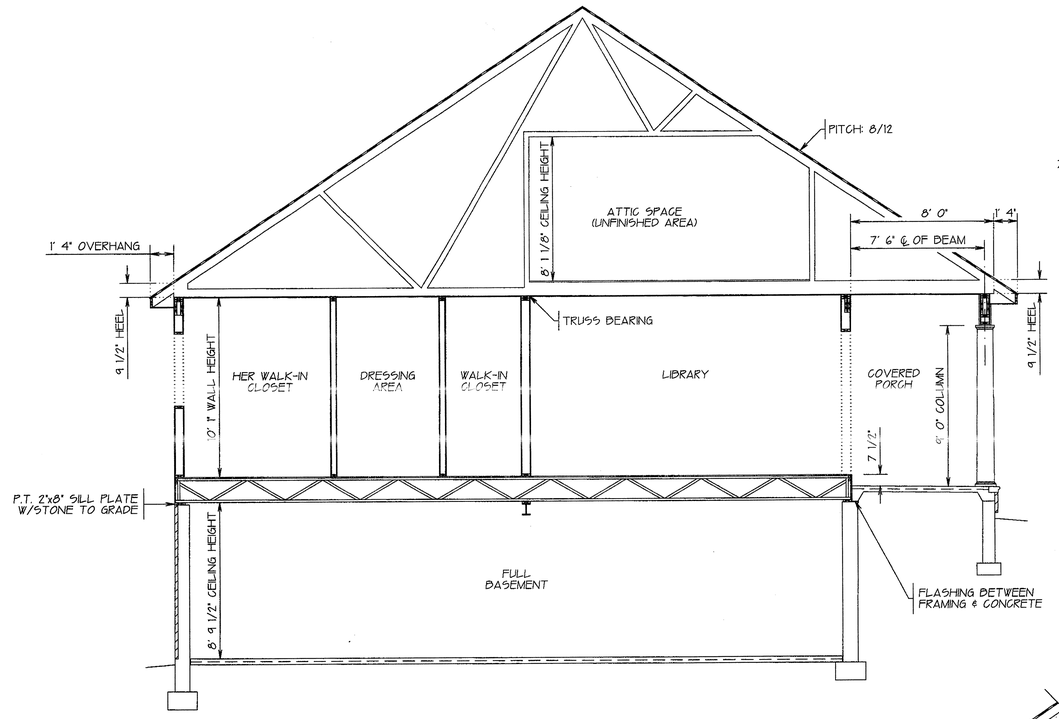

BUILDING SECTION 'B-B'

SCALE: 1/4" = 1' 0"

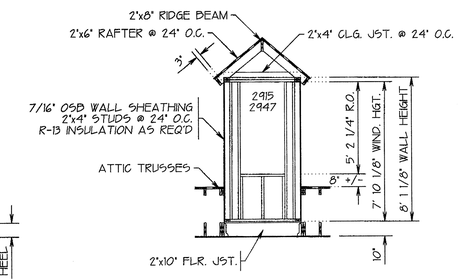

DORMER DETAIL

SCALE: 1/4" = 1' 0"

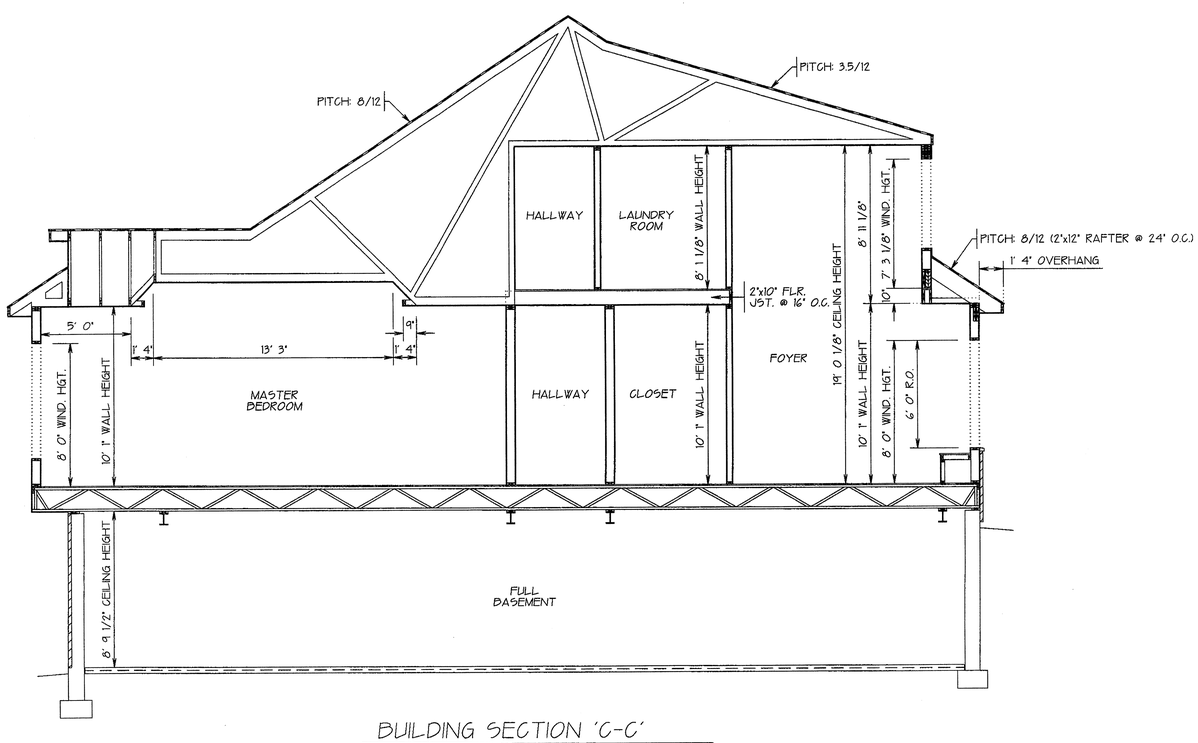

BUILDING SECTION 'C-C'

SCALE: 1/4" = 1' 0"

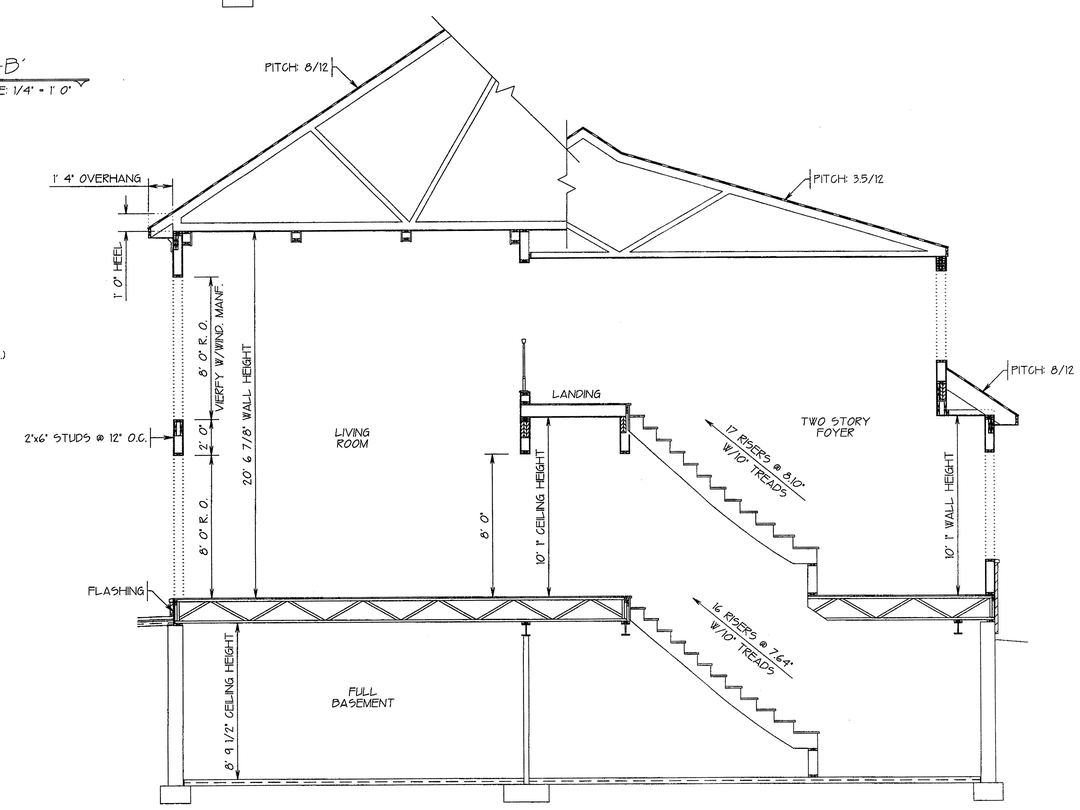

BUILDING SECTION 'D-D'

SCALE: 1/4" = 1' 0"

BUILDING SECTIONS A, B, C & D

NEW RESIDENCE FOR:
PETE & DARLENE NAECKER
2833 KLAMP STATION RD.
TANEYTOWN, MARYLAND 21787

DATE: APRIL 11, 05'	DRAWN BY: P.G.VIGLIUZZA	APPROVED BY:	SHEET: 10 OF 12
SCALE: AS NOTED	CADD FILE: DARD51		

CREATIVE OUTLOOKS, LLC
PHILIP F. GUGLIUZZA
CUSTOM HOME PLANNING & DESIGN
HOME ADDITION-REMODELING DESIGN
COMPLETE CONSTRUCTION PLANS
PHONE: 410-234-0261 FAX No. 410-234-6017

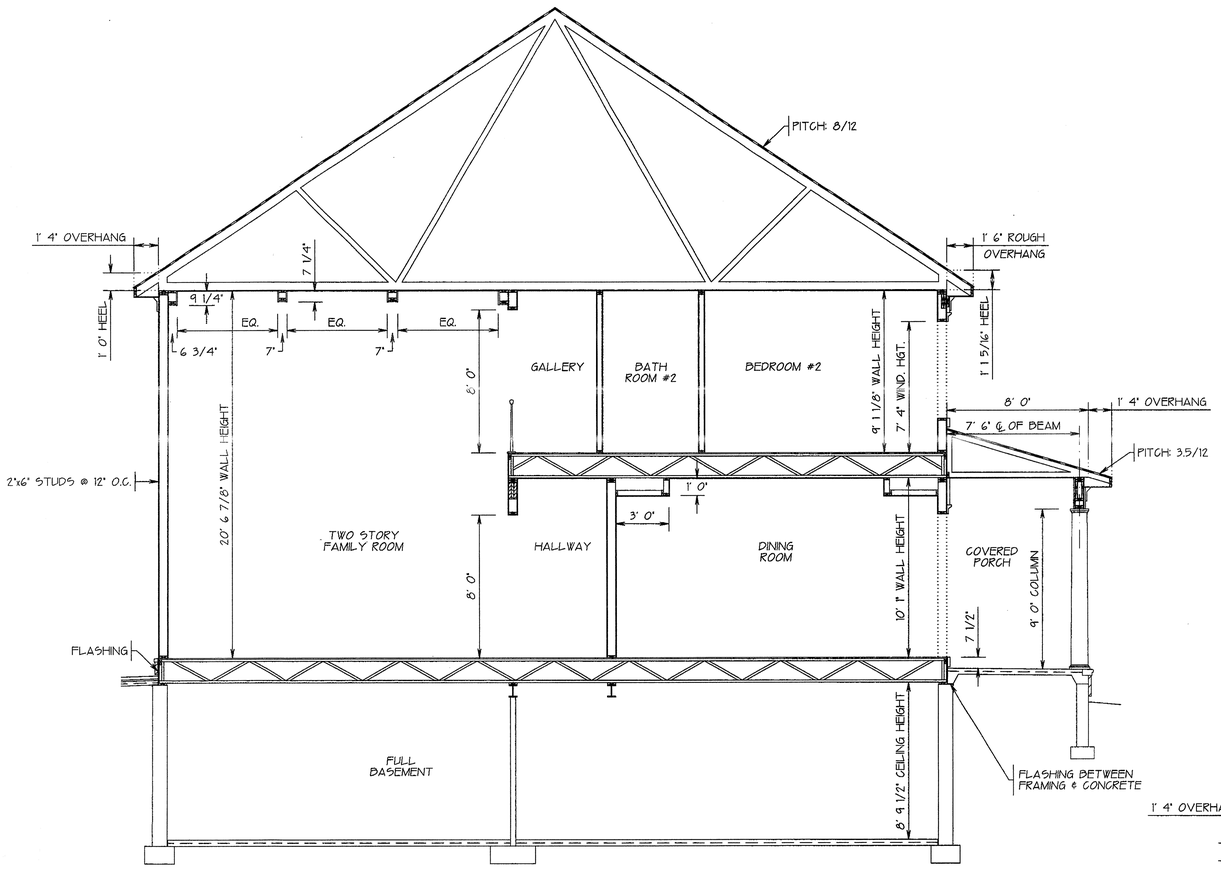

BUILDING SECTION 'E-E'

SCALE: 1/4" = 1' 0"

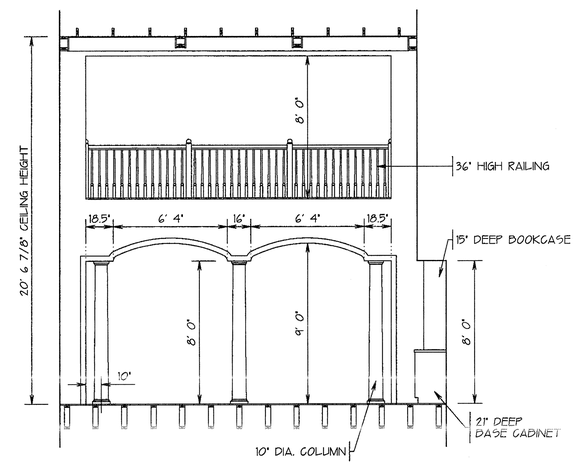

INTERIOR ELEVATION @ FAMILY ROOM

SCALE: 1/4" = 1' 0"

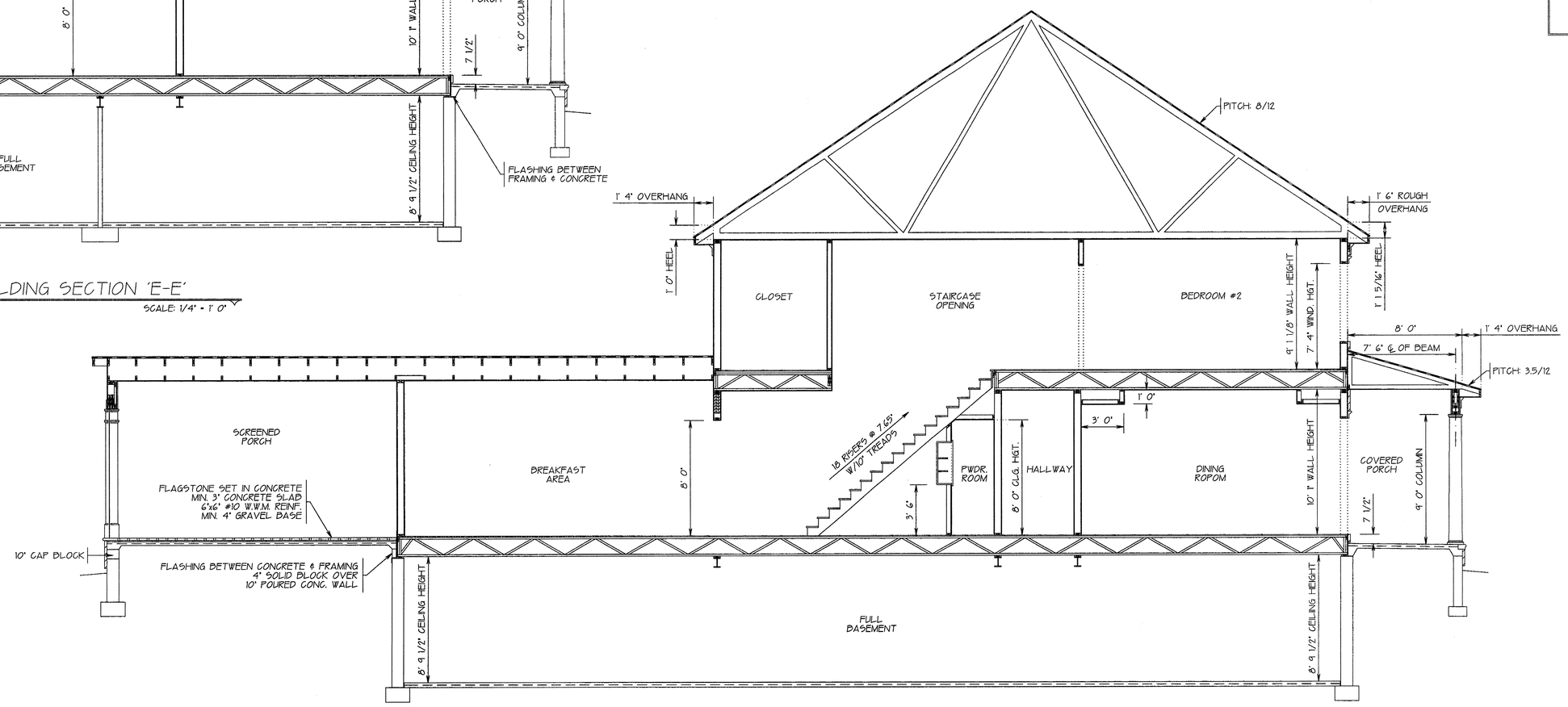

BUILDING SECTION 'F-F'

SCALE: 1/4" = 1' 0"

BUILDING SECTIONS E & F, INT. ELEVATION

NEW RESIDENCE FOR:
PETE & DARLENE NAECKER
2833 KUMP STATION RD.
TANEYTOWN, MARYLAND 21787

DATE: APRIL 11, 05'	DRAWN BY: P.GIUGLIUZZA	APPROVED BY:	
SCALE: AS NOTED	CADD FILE: DARD52	SHEET: 11 OF 12	

CREATIVE OUTLOOKS, LLC
PHILIP F. GIUGLIUZZA
CUSTOM HOME PLANNING & DESIGN
HOME ADDITION-REMODELING DESIGN
COMPLETE CONSTRUCTION PLANS
PHONE: 410-239-0261 FAX No. 410-239-6017

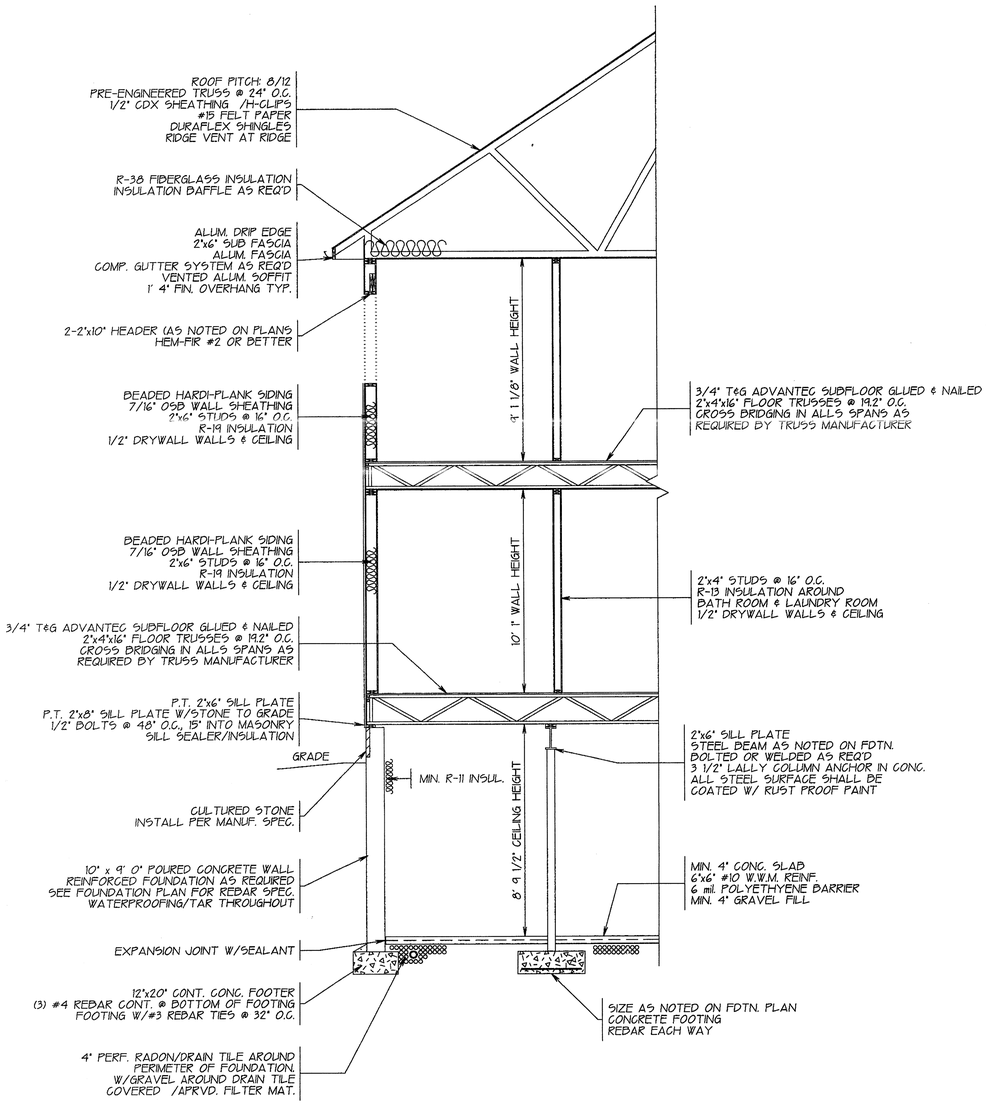

TYPICAL WALL SECTION

N.T.S.

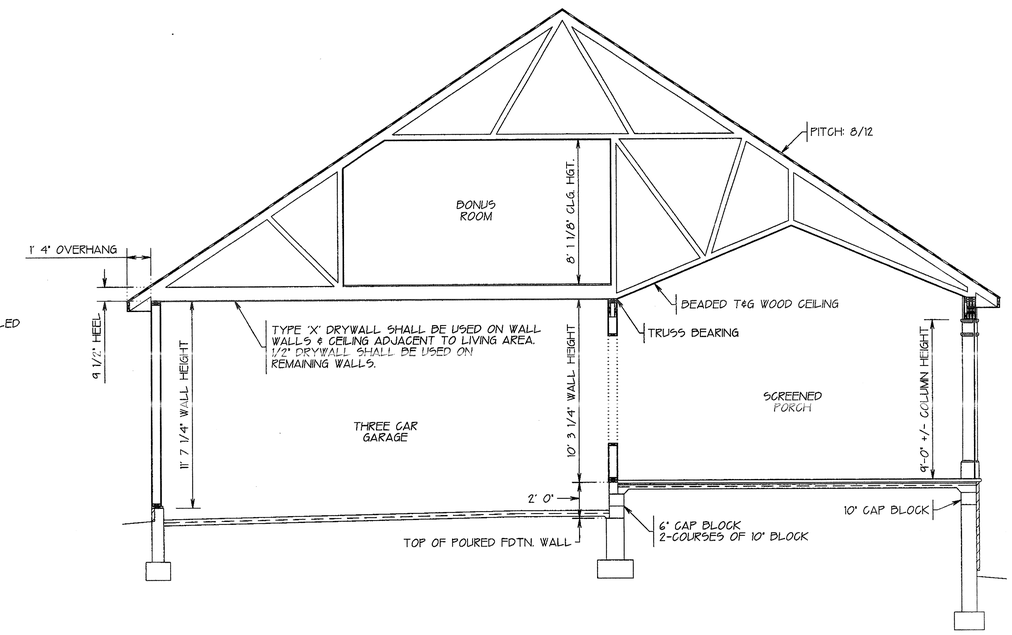

BUILDING SECTION 'G-G'

SCALE: 1/4" = 1' 0"

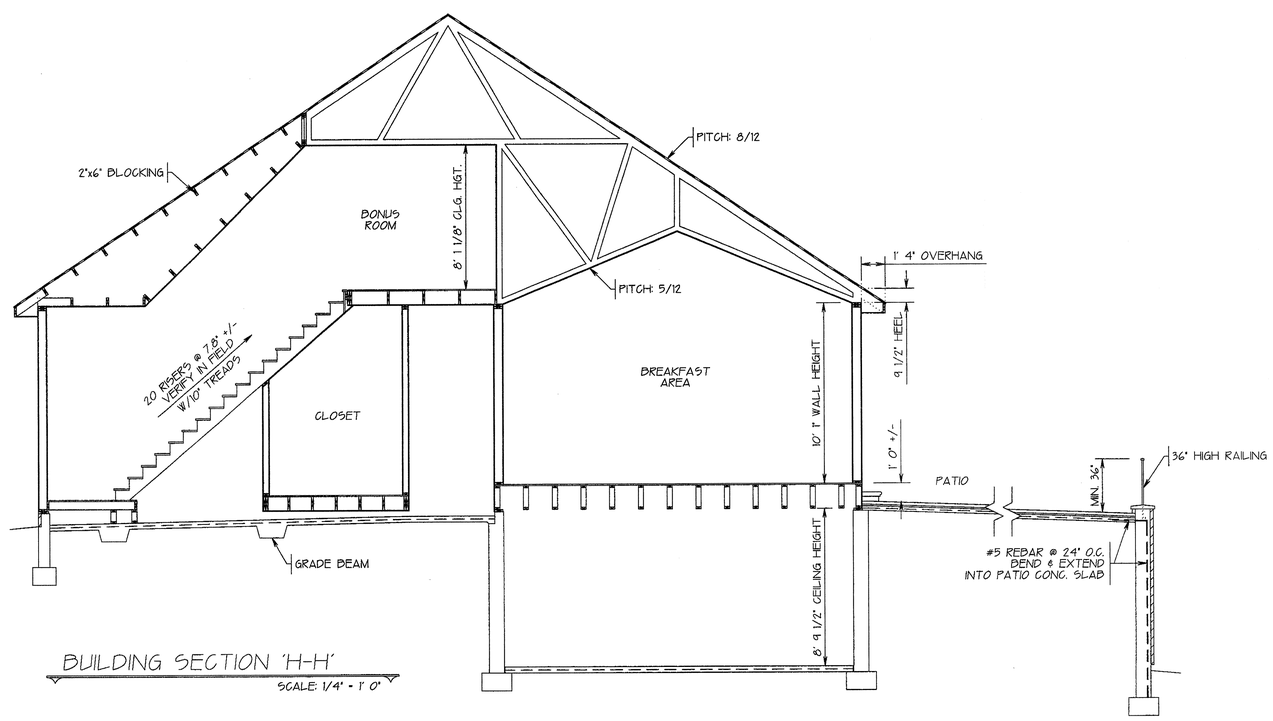

BUILDING SECTION 'H-H'

SCALE: 1/4" = 1' 0"

NOTES:

1. PROVIDE SMOKE DETECTOR WITH BATTERY BACK-UP ON EVERY LEVEL AND ALL BEDROOMS.
2. VENT ALL EXHAUST FANS TO OUTSIDE.
3. COMPACT DISTURBED AREAS (BACKFILL) AS REQ'D
4. FIRESTOP ALL CONCEALED SPACES OF STUD WALL PARTITIONS TO CUT OFF ALL CONCEALED DRAFT OPENINGS AND TO FORM AN EFFECTIVE FIRE BARRIER BETWEEN STORIES AND ROOF.
5. FLASHING SHALL BE USED AROUND WINDOWS AND DOORS, UNDER AND AT THE ENDS OF MASONRY, ABOVE ALL PROJECTING, WOOD TRIM, WHERE PORCHES, DECKS OR STAIRS ATTACHED TO A WALL OR FLOOR ASSEMBLY, ALL WALL AND ROOF INTERSECTIONS.
6. FLASHING FOR MASONRY VENEER SHALL BE LOCATED BENEATH THE FIRST COURSE OF MASONRY ABOVE FINISHED GROUND LEVEL ABOVE THE FOUNDATION WALL. WEEP HOLES SHALL BE PROVIDED IN THE OUTSIDE WYTHE OF MASONRY WALLS AT MAXIMUM SPACING OF 33" O.C., NOT LESS THAN 3/16" IN DIAMETER. WEEP HOLES SHALL BE LOCATED IMMEDIATELY ABOVE FLASHING.
7. TRUSS CONFIGURATION SHOWN DIAGRAMATICALLY ONLY CONSULT TRUSS MANUFACTURER FOR SPECIFICATIONS & ACTUAL CONFIGURATION. T.P.I. APPROVED.

RADON CONTROL NOTE:

1. OPENINGS AROUND BATHTUBS, SHOWERS, WATER CLOSETS, PIPES, WIRES OR OTHER OBJECTS THAT PENETRATE CONCRETE SLABS SHALL BE FILLED WITH A POLYURETHANE CAULK OR EQUIVALENT SEALANT APPLIED IN ACCORDANCE WITH THE MANUFACTURER'S RECOMMENDATIONS.
2. ALL CONTROL JOINTS, ISOLATION JOINTS, CONSTRUCTION JOINTS AND ANY OTHER JOINTS IN CONCRETE SLABS OR BETWEEN SLABS AND FOUNDATION WALLS SHALL BE SEALED WITH A CAULK OR SEALANT. GAPS AND JOINTS SHALL BE CLEARED OF LOOSE MATERIAL AND FILLED WITH POLYURETHANE CAULK OR OTHER ELASTOMERIC SEALANT APPLIED IN ACCORDANCE WITH THE MANUFACTURER'S RECOMMENDATIONS.
3. SUMP PITS OPEN SHALL BE COVERED WITH GASKETED OR OTHERWISE SEALED LID. SUMP PUMP LID DESIGNED TO ACCOMMODATE THE VENT PIPE. VENT PIPE SHALL EXIT THROUGH ROOF. CONTRACTOR SHALL PROVIDE ELECTRICAL CONNECTION IN ATTIC FOR FOR RADON EXHAUST FAN.

BUILDING SECTIONS G & H, TYP. WALL SECT.

NEW RESIDENCE FOR:
PETE & DARLENE NAECKER
2833 KUMP STATION RD.
TANEYTOWN, MARYLAND 21787

DATE: APRIL 11, 05'	DRAWN BY: P.GUGLIUZZA	APPROVED BY:	
SCALE: AS NOTED	CADD FILE: DARD53	SHEET: 12 OF 12	

CREATIVE OUTLOOKS, LLC
PHILIP F. GUGLIUZZA
CUSTOM HOME PLANNING & DESIGN
HOME ADDITION-REMODELING DESIGN
COMPLETE CONSTRUCTION PLANS
PHONE: 410-234-0261 FAX No. 410-234-6017