

GENERAL NOTES:

- 1. G.C.E. designates General Common Element.
- 2. Joist Elevations are at bottom of Joist.
- 3. Exterior and division walls are G.C.E.
- 4. Fire exit tunnel is Limited Common Element.

This floor plan, as amended to show the fire exit tunnel, supercedes the floor plan recorded in Plat Book NLP112 at Plat No. 56.

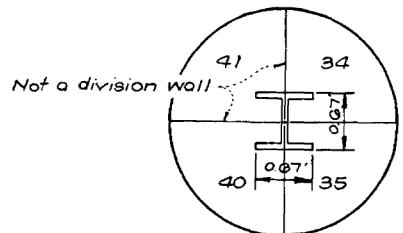

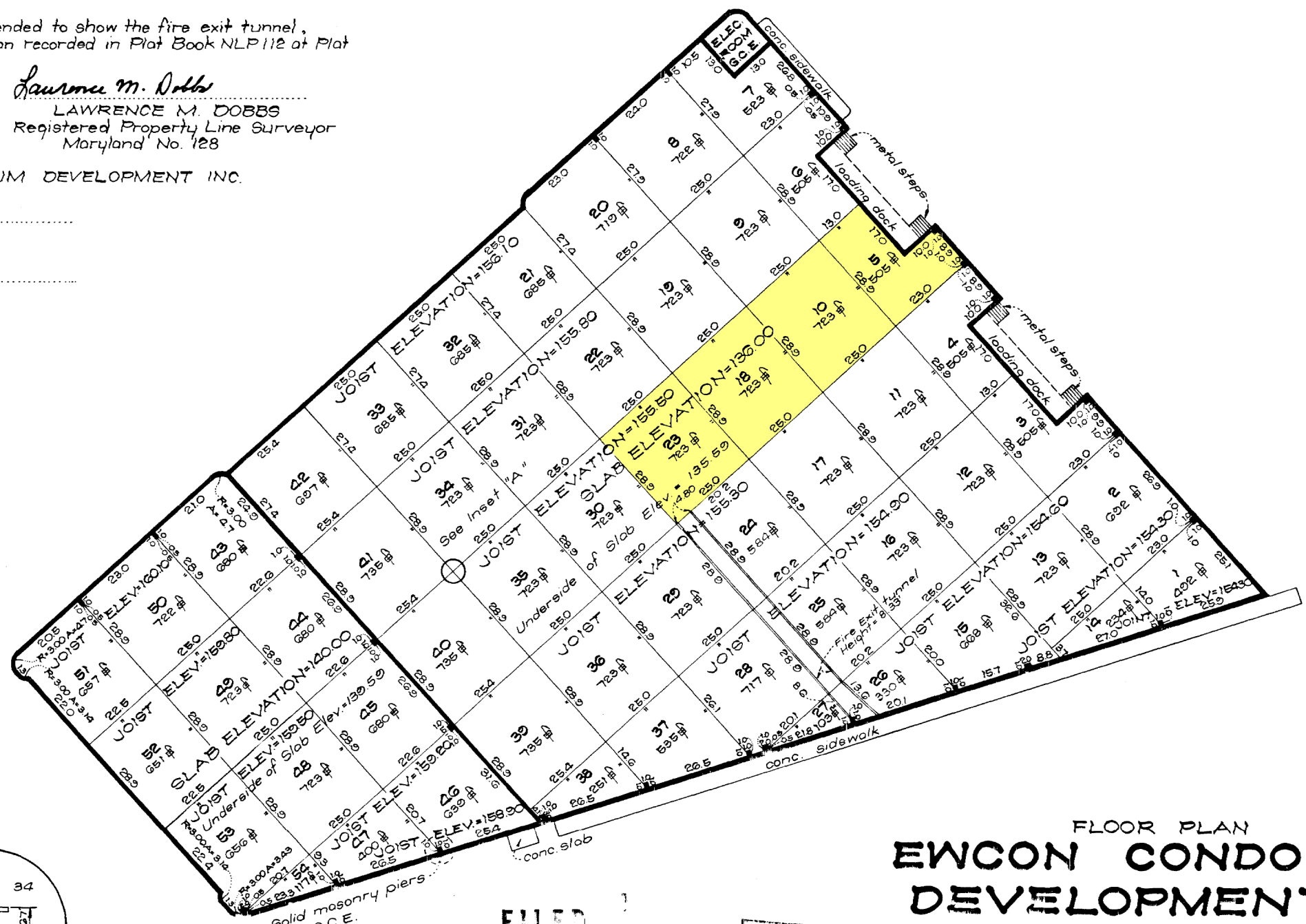
March 1982

Lawrence M. Dobbs
 LAWRENCE M. DOBBS
 Registered Property Line Surveyor
 Maryland No. 128

EWCON CONDOMINIUM DEVELOPMENT INC.

Leo Wilder
 LEO WILDER, PRESIDENT

Bernard B. Lubcher
 BERNARD B. LUBCHER



INSET "A"
 TYPICAL "EYE" BEAM
 G.C.E.
 No Scale

RECORDED 3-17-82
 PLAT BOOK NLP 112
 PLAT NO. 95

3-10-82	Fire exit tunnel
DATE	AMENDED

FILED
 MAR 17 1982
 Serial # 1316
 Prince Georges County, Md.

RECEIVED BY
 3/17/82

Reference: Beltsville Industrial Center
 Lot 1
 Plat Book NLP 111 Plat No. 17

FLOOR PLAN EWCON CONDOMINIUM DEVELOPMENT, INC.

BELTSVILLE
 VANSVILLE DISTRICT
 PRINCE GEORGES COUNTY, MARYLAND
 SCALE: 1"=20'
 February, 1982

CORDERO, STEADMAN & WARD
 ENGINEERS, SURVEYORS, PLANNERS
 5010 SUNNYSIDE AVE., SUITE 100
 BELTSVILLE, MARYLAND 20705
 PHONE: (301) 345-0440